

URL - <https://mail.gov.in/>

The screenshot shows a web browser window with the following elements:


- Browser Tabs:** @Gov.in, Mail.Gov.In, Gradation List - UP Forest and ..., Gr.List - IFSGRADATIONLIST20...
- Address Bar:** https://mail.gov.in/iwc_static/c11n/allDomain/layout/login_gov2.jsp?lang=en-US&3.0.1.2.0_15121607&svcs=abs,im,mail,smime,cale
- Page Header:** @GOV.IN logo, navigation icons for SAFE Email, Policies, FAQ, and QuickSMS.
- Browser Notifications:** Free Online YouTube..., UPP LOST ARTICLE RE..., http://ifs.nic.in/
- Main Content Area:**
 - Browser version notice: "This site can be best viewed in Firefox 3.5 and above, IE 9 and above, chrome 18 and above. To check your browser version [click here](#)"
 - Update Mobile No. banner: "Users can update their mobile number. CLICK IN FORGOT PASSWORD" (highlighted with a black arrow)
 - Advertisement carousel: E-GREETING, Knowledge Network, Sampark, and .in domain promotion.
- Login Form:** "Enter your user id and password to log-in" with fields for Username, Password, and a "Sign In" button. A "Forgot ID / Password ?" link is also present.
- Footer:** Government Of India, Ministry Of Electronics and Information Technology, National Informatics Centre, dr-fe6, and Digital India logo with the tagline "Power To Empower".

The system tray at the bottom shows the date and time as 11:29 AM on 1/18/2017.

@Gov.in x Mail.Gov.In x New Tab x Person 2

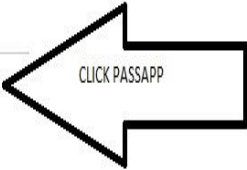
Secure | https://mail.gov.in/iwc_static/c11n/allDomain/layout/forgot.html

Apps For quick access, place your bookmarks here on the bookmarks bar. Import bookmarks now...



@GOV.IN
सत्यमेव जयते

Forgot Password

In case you have forgotten your password, go to [PASSAPP](#) 

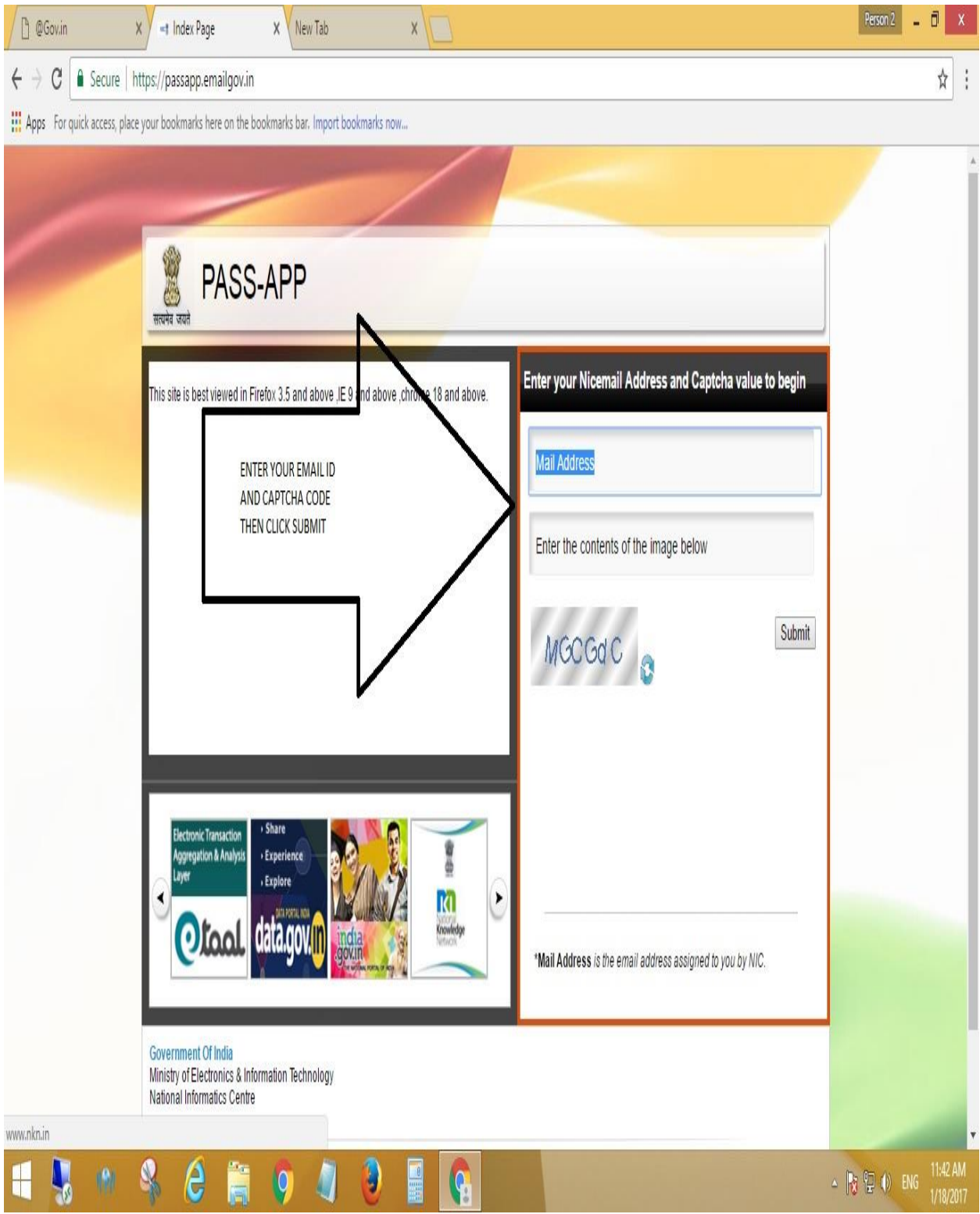
Forgot User ID


To recover your NIC Email account ID please call the 24*7 NIC Support Cell on 1800-111-555 with the following details:-

1. First name
2. Last Name
3. Phone Office
4. Designation
5. Department/Ministry/Organisation
6. Mobile Number
7. Office Postal Address
8. Date of Birth
9. Date of Retirement

Government Of India
Ministry of Electronics & Information Technology
National Informatics Centre

Windows taskbar: 11:40 AM, 1/18/2017, ENG



 **PASS-APP**
सत्यमेव जयते

This site is best viewed in Firefox 3.5 and above, IE 9 and above, chrome 18 and above.

ENTER YOUR EMAIL ID
AND CAPTCHA CODE
THEN CLICK SUBMIT

Enter your Nicemail Address and Captcha value to begin

Enter the contents of the image below



Submit

*Mail Address is the email address assigned to you by NIC.

Electronic Transaction Aggregation & Analysis Layer

- Share
- Experience
- Explore

Government Of India
Ministry of Electronics & Information Technology
National Informatics Centre

www.nkn.in

The screenshot shows a web browser window with the URL <https://passapp.emailgov.in/passapp/phase1.jsp>. The page is titled "PASS-APP" and features the Government of India logo and the motto "सत्यमेव जयते".

The main content area is divided into two sections:

- Left Section:** Displays the user's email address (up114@ifs.nic.in) and mobile number (*****972). It prompts the user to "Please enter the code that was sent to your mobile number." and includes a "Resend Code" button. A callout box on the left states: "AFTER SUBMIT YOU WILL GET OTP PIN".
- Right Section:** Titled "Enter your Random Number and Captcha value to begin". It contains a "Random Number" input field, a "Submit" button, and a captcha image showing the text "p 46 LDs". A callout box on the right states: "FILL YOUR OTP AND CAPTCHA CODE THEN CLICK SUBMIT BUTTON".

At the bottom of the page, it says "Government Of India, Ministry of Electronics & Information Technology, National Informatics Centre". The Windows taskbar at the bottom shows the date and time as 11:48 AM on 1/18/2017.

इस प्रोसेस के बाद आप अपने न्यू पासवर्ड क्रिएट कर के लॉग इन हो जायेंगे । लॉग इन होने के बाद आप को नीचे दर्शाए गये फॉर्म की तरह एक पेज मिलेगा जिसे आप के द्वारा अपडेट किया जायेगा और आप को नया पासवर्ड मिल जायेगा ।



We request for your cooperation, kindly spare a few minutes to update your profile.

NOTE:

- User's who use ids based on designation and not on individual names, should enter the details of the person to whom the mail id has been assigned.
- When the officer moves to a new location, these details can be changed in the profile option.
- Profile updation is mandatory due to security reasons.
- New Password should be according to NIC Email Change Password Policy.
- **Password Policy:** Must contain Uppercase, lower case, number, Special Characters and the password should be atleast 8 characters Long and must not contain dictionary word. Your new password cannot be same as the current password.

First Name:

(Can contain only characters)



Last Name:

(Can contain only characters)



Phone(Office):

(e.g. 123-12345678, i.e. STD/ISD Code followed by landline number)

Error: Please Enter Office Telephone number

Mobile:

(e.g. 98xxxxxxx, do-not append 0(zero) at the beginning of the mobile number)



Office Postal Address:

Can contain only Alpha-Numeric Character's and the following special characters ; , -

Error: Please Enter Postal Address

Date Of Birth:

Error: Please Enter Date Of Birth

Date Of Retirement:

Error: Please Enter Date Of Retirement

Are you NIC Employee ?

Employee Code

Can contain only Alpha-Numeric Character's .



Current Password:

New Password: